


Circulation pumps JL

Pumps for heating systems

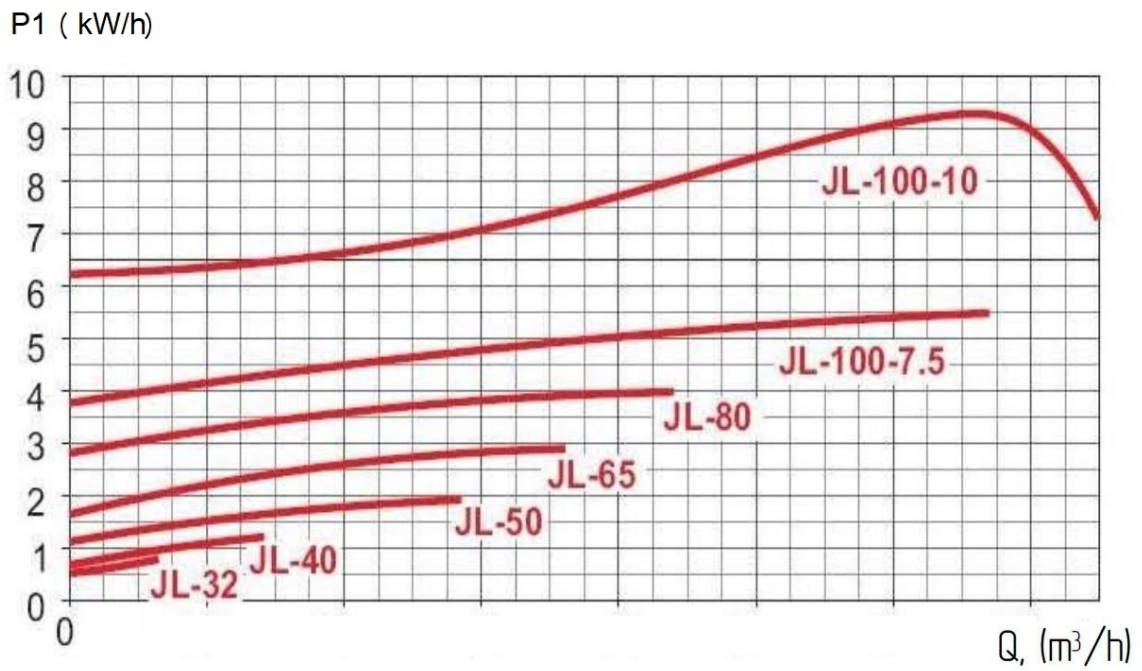
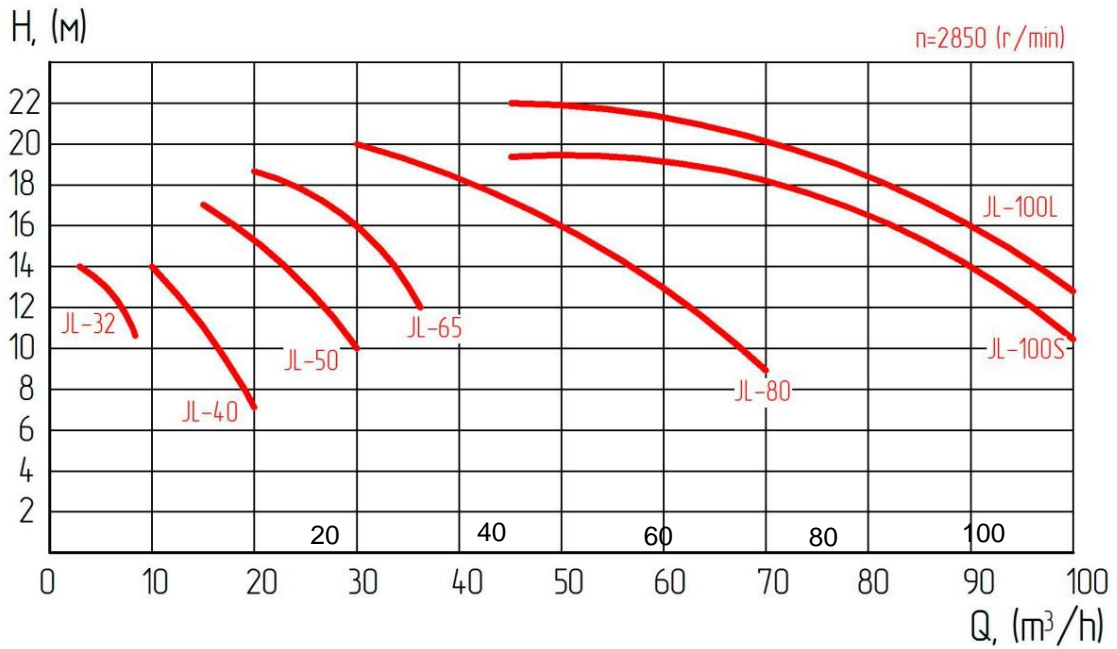




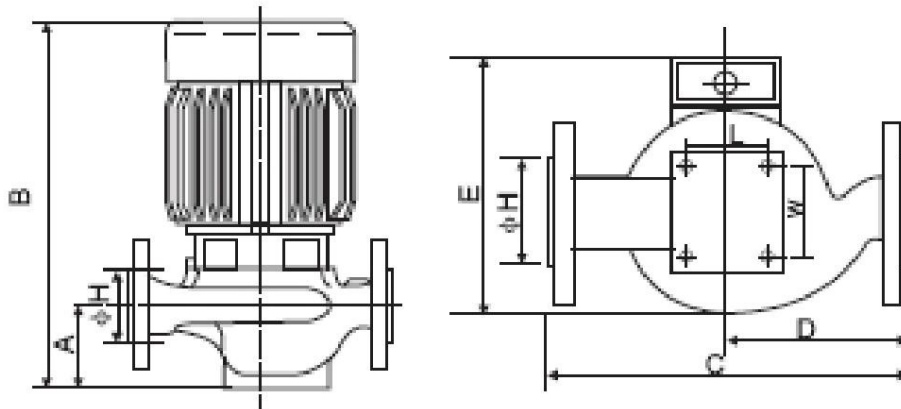
Characteristic

- JL circulation pumps have a unique motor specially designed for this model, as well as an improved design that meets international standards;
- JL pumps are compact in size and light in weight, which allows them to be installed directly on the pipeline of heating or water supply systems;
- pumps have a patented impeller, which provides low power consumption with high hydraulic characteristics; - pump shaft is made of stainless steel AISI 304;
- mechanical seal of the shaft eliminates the leakage of liquid;
- pumps have a sealed motor housing, which allows them to be used without protection against moisture ingress;
- the temperature of the working medium of the centrifugal single-stage pump of the JL series is from -15 ° C to +120 °C, in the standard performance.

Model	JL-32			JL-40			JL-50			JL-65			JL-80			JL-100-7,5			JL-100-10		
Pressure kW/HP	0,37/0,5			0,75/1			1,5/2			2,2/3			3,7/5			5,5/7,5			7,5/10		
Voltage V	380			380			380			380			380			380			380		
Current A	0,89			2			3			5			8			11,1			15		
Rotational frequency rpm	2850			2850			2850			2850			2850			2850			2850		
Q m ³ /h	3,8	6	7,2	10	15	20	15	25	30	20	30	36	30	50	70	45	90	105	45	90	105
H m	14	12,5	10,6	14	11,6	10	16,8	14	11	19	15	11,8	21	17,5	10	16	13	8,5	21,5	18,5	15



dimensions



Model, JL	A	B	C	D	E	L	W	H	Kg
JL-32	71	354	250	125	220	139	131	Ø32	16
JL-40	82	398	280	140	220	139	131	Ø40	22
JL-50	87	410	300	150	240	163	130	Ø50	29
JL-65	102	465	320	160	240	163	130	Ø65	39
JL-80	114	543	330	165	292	149	159	Ø80	60
JL-100-7,5	122	607	390	195	335	209	219	Ø100	94
JL-100-10	122	645	390	175	335	209	219	Ø100	94